



Skelton

PRIMARY SCHOOL


BELONG - BELIEVE - ACHIEVE
Respect, Kindness, Teamwork, Creativity, Success

Newsletter - Friday 29th November 2024

A message from Mr Watson and Ms El Oakley

It has been another busy fortnight at Skelton. We are thrilled to share that your generous donations to the School Harvest Festival meant that we were able to donate an amazing 20.4 kilograms of food to York Foodbank. Thank you so much for supporting this. York Foodbank has produced a thank you video if you would like to watch [it here](#).

providing emergency food
for local people in crisis



Another amazing pupil raised money for Children in Need by completing a sponsored spelling test. This Skelton Superstar raised a whopping £50.30! A fabulous way to show our school values of kindness, respect and success. Well done Harley!

A huge thank you to Browns Nurseries for their very generous donation of a beautiful 15 ft Christmas tree. All the pupils and staff are very grateful. We cannot wait to decorate it next week!




We have been learning...




Robins and Ducklings

We had a very exciting visit from two police officers. They loved exploring inside the police van, trying on their uniform and asking lots of questions about how the police help to keep us safe. Back in the classroom, we made fingerprint identification forms, 'WANTED' posters, police badges and our own vehicles.



Woodpeckers


We have been looking at the features of autumn in Science so we went on an autumn hunt around the playground. We found lots of interesting leaves, paying attention to the different shapes and colours. We also found berries and needles and tried spotting some wildlife! Woodpeckers have completed their work on their loom boxes. In our last art session, the children combined a range of techniques (knotting, wrapping, plaiting, weaving) to create their own piece of woven artwork, inspired by the artist Cecilia Vicuña. Woodpeckers are very excited to share the Christmas production with you very soon and they are very busy rehearsing with Robins!



Owls


This week in Owls we had a fantastic opportunity to meet an author called Serena Patel. She spoke of how she became an author, how to write a book and potential ideas on her future books. We were then set the task of creating our own front covers for our own books.





Kingfishers

In Kingfishers, we have started our new art topic which focuses on architecture. We have drawn from observation, focusing on accuracy and proportion and then used our composition skills to develop our drawings into a print!



Mathematics at Skelton

We will reschedule our mathematics parent workshop for early in Spring term. We have provided a short summary of how we teach mathematics at Skelton below in order to provide an insight prior to this session.

Across the school, we use White Rose Maths. This is a scheme that is carefully designed to support pupils using the concrete, pictorial, abstract approach. This is an evidence-based approach that enables pupils to see mathematics and understand the concept rather than just learning the method.

In EYFS, we have a short input on the carpet to share our new learning. We then provide the opportunity to explore this new learning through carefully designed learning opportunities, enhancements and provocations in our indoor and outdoor provision.

In KS1, we split our class for input. Year one is able to access their reading session in the library whilst year two receives their input and guided practice with the teacher. Once year two has moved on to their independent learning, year one returns to the classroom to receive their input. This enables children to learn in a calm environment and ensures their learning needs are met.

In KS2, we align our objectives where possible to enable whole class teaching. This is not always possible, particularly in LKS2. Where split input is necessary, one year group works on an accessible activity whilst being ably supported by our support staff whilst the other year group receives input from the teacher.

If you would like to support your child with mathematics at home, this YouTube channel (see QR code) has some excellent videos that use concrete and pictorial representations to demonstrate key mathematical concepts. Children will benefit from simple number skills such as number formation, number bonds to and within 10 and 100, as well as multiplication facts. Encourage your children to use mathematics in real life. This can be as simple as:

- counting trees on a walk
- estimating how many decorations are on the Christmas tree
- working out different possible formulations of change when buying sweets
- working out the total weight of ingredients when cooking

We look forward to sharing more ways for you to support your child in mathematics next year.



First Aid

Please be aware of our current practices regarding the administration of First Aid in school:

- Text messages will now be sent home for all instances of first aid
- Parents/ carers will be informed of head injuries, including bumps to the head, by a phone call home
- A key member of staff is responsible for all first aid at playtimes, and they will communicate with the class teacher and pass on the accident forms
- Any incidents during class time will be dealt with by a first aider; incidents that occur out of the base class (e.g PE, phonics) will be communicated to the class teacher by the member of staff in charge of the session
- Supply guidance will clearly detail these expectations in order to ensure that these measures continue to be followed in the absence of the class teacher

Parent/ Carer Survey

A huge thank you to everyone who has answered this so far. [The survey](#) will close on Friday 6th December. If you are able to, please complete it. It has been lovely to share comments with staff and your reflections on areas for improvement will feed into our development plan this year. Thank you to those of you who have shared contact details; we'll be in touch to discuss points raised and ways to improve.

Chocolate Tombola - Non-Uniform Day Friday 6th December

We will hold a Non-Uniform Day on Friday 6th December. Instead of donating a pound, please donate a box of chocolates for the chocolate tombola at the Christmas Fair.

Friends of Skelton - parent/carers/ teacher group

Due to feedback from parents and carers, the decision has been made not to set up a PTA but a separate group named Friends of Skelton. This is a group separate to the school and Trust that will be able to raise funds for the school. If you are interested in joining, please contact the office

Staying Safe at Skelton - Black Friday

The festive period can lead to discussions around money and budgeting within families. Please see the Wake Up Wednesday guide below to support discussions on financial literacy at home.

10 Top Tips for Parents and Educators

EDUCATING CHILDREN ON SPENDING AND SAVING

Evidence shows that children's spending habits begin to form as early as seven years old. With primary schools in England not required to teach financial literacy, many young people are reaching adulthood without knowing the basics of budgeting. This guide explains how to teach young people about money in a practical way, giving them the understanding to become savvy spenders and savers.

1 PROVIDE POCKET MONEY

Giving children money – even a small amount – can help them learn to make their own budgeting decisions about how to spend or save it. Research shows that youngsters who receive pocket money are more likely to become adults with strong financial skills and significantly less debt.

2 USE A PREPAID CARD

Being able to pay by card is essential these days, with some retailers not accepting cash since the pandemic. Prepaid debit cards are available for children from the age of six, allowing them to get used to spending like they will as adults with no risk of dipping into an overdraft. Learning about money is like learning to swim – you need to get in the pool and have a go!

3 PRACTISE BORROWING

Although official borrowing is only available to over 18s, kids need to understand how debt and interest works before they become adults and are exposed to credit cards or 'buy now, pay later' schemes. For a safe means of teaching them about this, parents could offer them extra pocket money but explain that it needs to be paid back by a certain date, plus an extra couple of pounds as interest.

4 ENCOURAGE OPEN CONVERSATION

Chatting about money and how much things cost will teach children that finance is a part of everyday life and not some "scary adult thing". Parents can involve them in budgeting for the weekly shop, for example, working together to get everything on the list while keeping the total below a certain number. Letting young ones make spending decisions in a safe space can build up their confidence regarding money.

5 DISCUSS THE PRESSURE TO SPEND

Whether it's YouTube ads or a hint of envy at a friend's recent purchase, spending triggers are everywhere. Encourage children to notice how clever shop design (like placing sweets at the checkout) and offers such as '2 for 1' deals entice us to spend more. Challenge them to resist impulse buys by getting them to sleep on it before deciding to spend.

6 TELLING 'NEED' FROM 'WANT'

Learning how to prioritise spending is an important life skill: the difference between life's essentials and "nice to haves" is key to budgeting. If children pester you for treats while shopping, it's the perfect time to say "That's a want. We're getting our needs first." You could show how you budget for food, electricity and so on before buying fun things.

7 ENCOURAGE SAVING

Getting children saving early can set them up with a useful habit for their adult life. Suggest that they set something aside every time they receive money and help them set a target for how much to put away, so they feel motivated to continue. For example, encouraging them to save for a friend's birthday gift can get children much more invested in what they buy.

8 SPARK INTEREST IN INTEREST

Motivate children by telling them about interest; you can describe it as a reward for saving money. Explain how everything they put away will grow over time. As an exciting example, explain that 1p doubled every day for a month would amount to approximately £10 million. Some prepaid cards for young people also offer interest; parents and carers could also add a little to supplement what their child saves and show how it works.

9 PAYING FOR CHORES

This is a complex debate with no right or wrong answer: it depends on what works for each individual family. However, it can be one of the best ways to teach children that money needs to be earned and helps to create more mindful spenders. If parents aren't keen on paying for everyday chores, they could ask the children to suggest their own ideas for earning a little extra.

10 PROTECT CHILDREN FROM SCAMS

Scams are a terrifyingly easy way to lose money, and children are generally more likely to be taken in due to a lack of experience with these financial criminals. As a minimum, make sure they're aware of the most common scams they could be exposed to – by text, email and phone, for instance. Young people should tell a trusted adult about any unexpected message or call and never give out their personal information.

Meet Our Expert

GoHenry is a prepaid debit card and financial education app with a mission to make every young person smart with money. Co-founder and CEO Louise Hill is a passionate campaigner for better financial literacy among school children and strongly believes that money management is a crucial life skill.

goHenry

#WakeUpWednesday

The National College

Important dates for your diary

Please refer to the newsletter 25.10.24 for the dates for the academic year.

Monday 2nd December - Decoration Day, EYFS and KS1 Parent/ Carer Christmas Crafternoon 14:00 -15:10

Wednesday 4th December - EYFS-Y6 Festive Film Night 15:15 -17:15 *(please return the slip by Tuesday 3rd December)*

Friday 6th December - NSPCC Assemblies and Non-Uniform Day - Chocolate Tombola donations

Tuesday 10th December - KS1 Super Storytimes: cultivating a love of reading at home

Wednesday 11th December - EYFS/ KS1 Nativity 14:15 Hall

Thursday 12th December - EYFS/ KS1 Nativity 14:15 Hall

Friday 13th December - Christmas Dinner Day

Thursday 17th December - Christmas Fair 15:30 - 16:15 Hall

Thursday 19th December - Last day of term and **Mental Elf Festive Fun Run**. We will be doing a Festive Elf Fun Run around the school grounds. Pupils will be looking for sponsorship and all money raised will go towards St. Leonard's Hospice. There will be a snow cannon!